

Luminaire

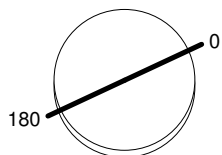
Code 1739010A
Name DEMETRA PROFESSIONAL LED TAVOLO CORPO GRIGIO ANTRACITE

Measurem.

Code FTS1700009
Name DEMETRA PROFESSIONAL LED TAVOLO CORPO GRIGIO ANTRACITE

Luminaire Flux	960.00 lm	Luminaire Power	12.00 W	Efficacy	80.00 lm/W	Efficiency	100.00%
Lamps Flux	960.00 lm	Maximum value	608.87 cd/klm	Position	C=0.00 G=0.00	CG	Rotosymmetrical
Round Luminaire Round Luminous Area		Diam. Diam.	130 mm 20 mm	Height Height	25 mm 0 mm		
Horizontal Luminous Area Emitting area on Plane 0° Emitting area on Plane 90°		0.000314 m2 0.000000 m2 0.000000 m2		Emitting area on Plane 180° Emitting area on Plane 270° Glare area at 76°		0.000000 m2 0.000000 m2 0.000076 m2	
Coordinate system Date Measurement Distance		CG 30-06-2016 0.00		Symmetry Type Maximum Gamma Angle Measurement Flux		Rotosymmetrical 180 960.00 lm	
LED Flux=1145lm LED Power=9,3W Eff=84% EfcLed=123lm/W EfcLum=80lm/W Ra=90 SDCM=2 L70(6K)=50000h							
C.I.E. F UTE	68 97 100 100 100 1.00 C			D DIN 5040 B NBN	A50 BZ 2		

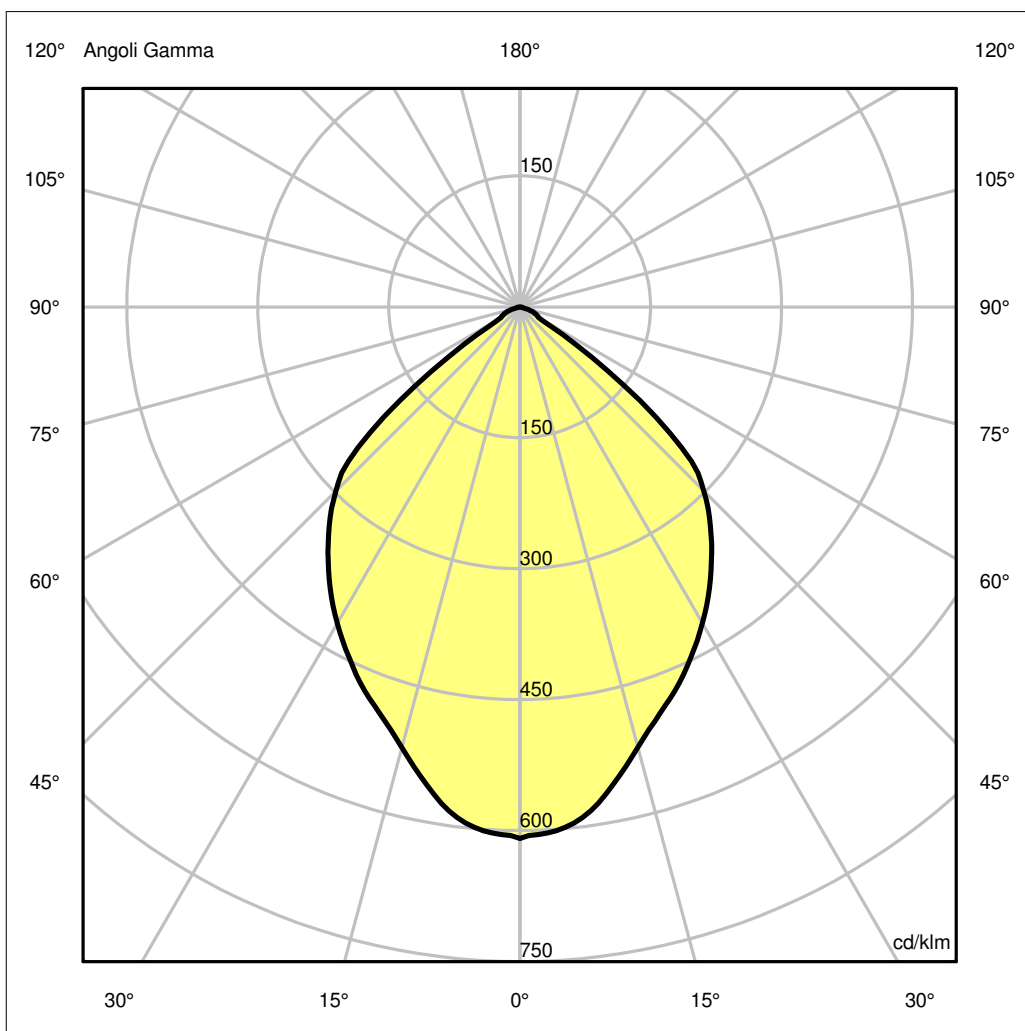
Diam=130mm



Semipiani C

180.0 ——— 0.0

ULOR 0.00 %
DLOR100.00 %
RN 0.00 %



Luminaire

Code 1739010A
Name DEMETRA PROFESSIONAL LED TAVOLO CORPO GRIGIO ANTRACITE

Measurement

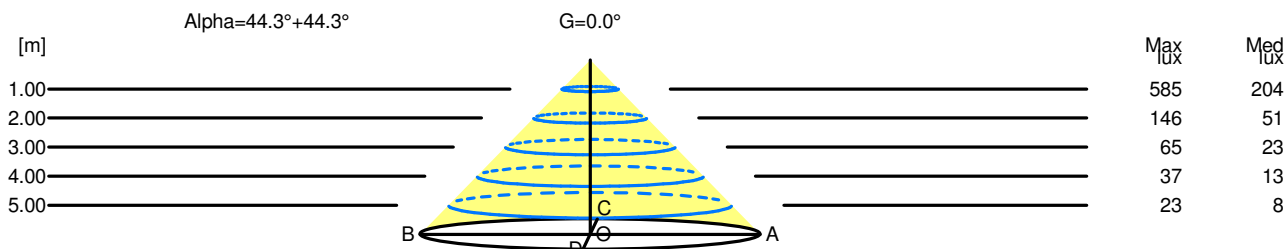
Code FTS1700009
Name DEMETRA PROFESSIONAL LED TAVOLO CORPO GRIGIO ANTRACITE

Luminaire Flux	960.00 lm	Luminaire Power	12.00 W	Efficacy	80.00 lm/W	Efficiency	100.00%
Lamps Flux	960.00 lm	Maximum value	608.87 cd/klm	Position	C=0.00 G=0.00	CG	Rotosymmetrical
Round Luminaire Round Luminous Area		Diam. Diam.	130 mm 20 mm	Height Height	25 mm 0 mm		
Horizontal Luminous Area Emitting area on Plane 0° Emitting area on Plane 90°		0.000314 m2 0.000000 m2 0.000000 m2		Emitting area on Plane 180° Emitting area on Plane 270° Glare area at 76°		0.000000 m2 0.000000 m2 0.000076 m2	
Coordinate system Date Measurement Distance		CG 30-06-2016 0.00		Symmetry Type Maximum Gamma Angle Measurement Flux		Rotosymmetrical 180 960.00 lm	
LED Flux=1145lm LED Power=9,3W Eff=84% EfcLed=123lm/W EfcLum=80lm/W Ra=90 SDCM=2 L70(6K)=50000h							
C.I.E. F UTE	68 97 100 1.00 C			D DIN 5040 B NBN	A50 BZ 2		

Width at 50.00 % of Max Intensity

H[m]	1.00	2.00	3.00	4.00	5.00	H[m]	1.00	2.00	3.00	4.00	5.00
OA	0.98	1.95	2.93	3.90	4.88	OC	0.98	1.95	2.93	3.90	4.88
OB	0.98	1.95	2.93	3.90	4.88	OD	0.98	1.95	2.93	3.90	4.88

	Luminous Intensities [cd/klm]									
	0	5	15	25	35	45	55	65	75	85
OA	584.52	574.48	501.40	435.65	365.36	286.11	97.08	20.15	3.49	0.90
OB	584.52	574.48	501.40	435.65	365.36	286.11	97.08	20.15	3.49	0.90
OC	584.52	574.48	501.40	435.65	365.36	286.11	97.08	20.15	3.49	0.90
OD	584.52	574.48	501.40	435.65	365.36	286.11	97.08	20.15	3.49	0.90



H[m]	D[m]	Max lux	Med lux	Alpha=44.3°+44.3°	G=0.0
1.00	1.95	585	204		
2.00	3.90	146	51		
3.00	5.86	65	23		
4.00	7.81	37	13		
5.00	9.76	23	8		